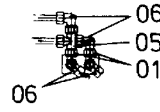


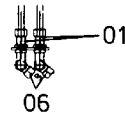
Ansicht K
View K



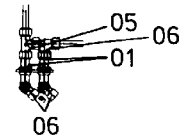
Ansicht L
View L



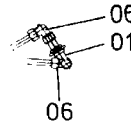
Ansicht M
View M



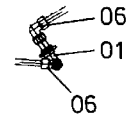
Ansicht N
View N



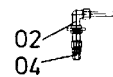
Ansicht O
View O



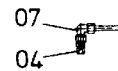
Ansicht P
View P



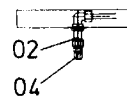
Ansicht R
View R



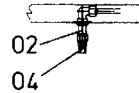
Ansicht S
View S



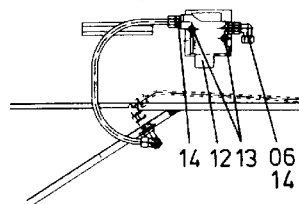
Ansicht T
View T



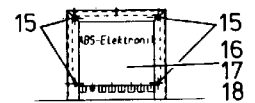
Ansicht U
View U



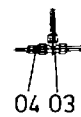
Ansicht V
View V



Ansicht W
View W



Einzelheit X
Detail X



Einzelheit Y
Detail Y



Bild-Nr Fig Fig Fig Fig Bild nr	ET-Nr Part-No No. de Piece No. de Pieza No. del Pezzo Detailj nr	Stückzahl Qty Qte Ctd Qta Antal		Gegenstand Description Designation Descripcion Designazione Benaemning
01	510 328 98	10	Verschraubung	Union
02	509 916 98	3	Verschraubung	Union
03	509 590 98	2	Verschraubung	Union
04	551 615 40	5	Verschraubung	Union
05	551 380 40	2	Verschraubung	Union
06	551 958 40	15	Verschraubung	Union
07	551 444 40	1	Verschraubung	Union
08	007 164 98	2	Schelle	Clamp
09	504 072 98	2	Schelle	Clamp
10	509 876 98	2	Mutter	Nut
11	509 870 98	1	Mutter	Nut
12	461 898 40	2	Magnetventil	Solenoid valve
13	509 791 98	4	Schraube	Screw
14	576 443 40	4	Verschraubung	Union
15	509 869 98	4	Mutter	Nut
16	551 129 40	1	Schutzgehäuse	Protecting case
17	551 128 40	1	Elektronik 4-Kanal	Electronic 4-channel
18	461 903 40	4	Relais	Relay
19	461 905 40	2	Kabel 9000	Cable
20	461 904 40	2	Kabel 6000	Cable
21	461 901 40	4	Sensor mit Kabel	Sensor with cable
			weitere Rohrverschraubungen s. EL-Blatt 90-9998, Anhang	further unions see page 90-9998, annex
			Rohre s. EL-Blatt 90-9959, Anhang	Pipes see page 90-9959, annex
			Rohrschellen s. EL-Blatt 90-9995, Anhang	Pipe clamps see page 90-9995, annex
Verrohrung - ABS Pipes - ABS				908-1715 Seite/Page 2/2