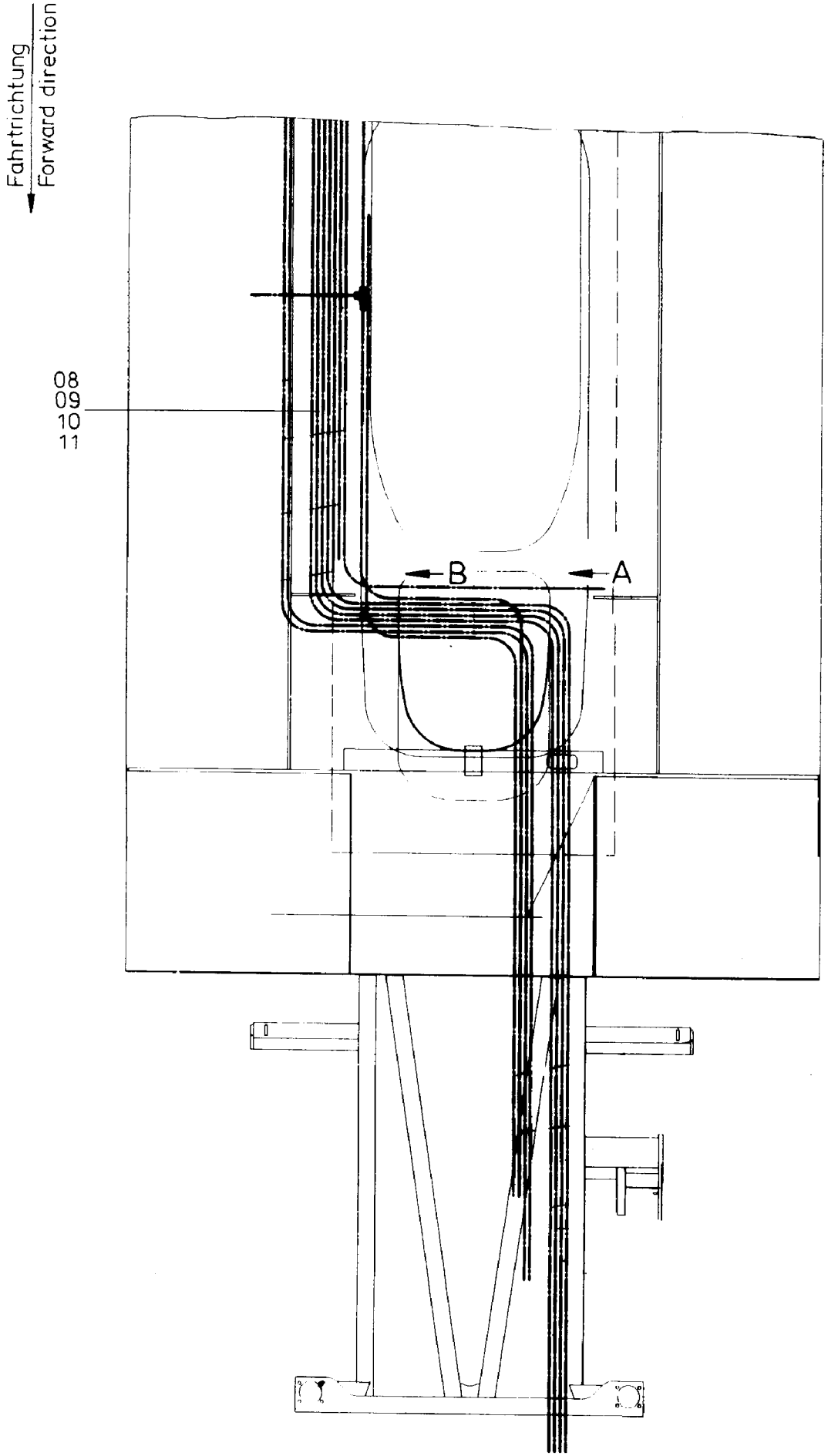

936-1705

23.04.1997

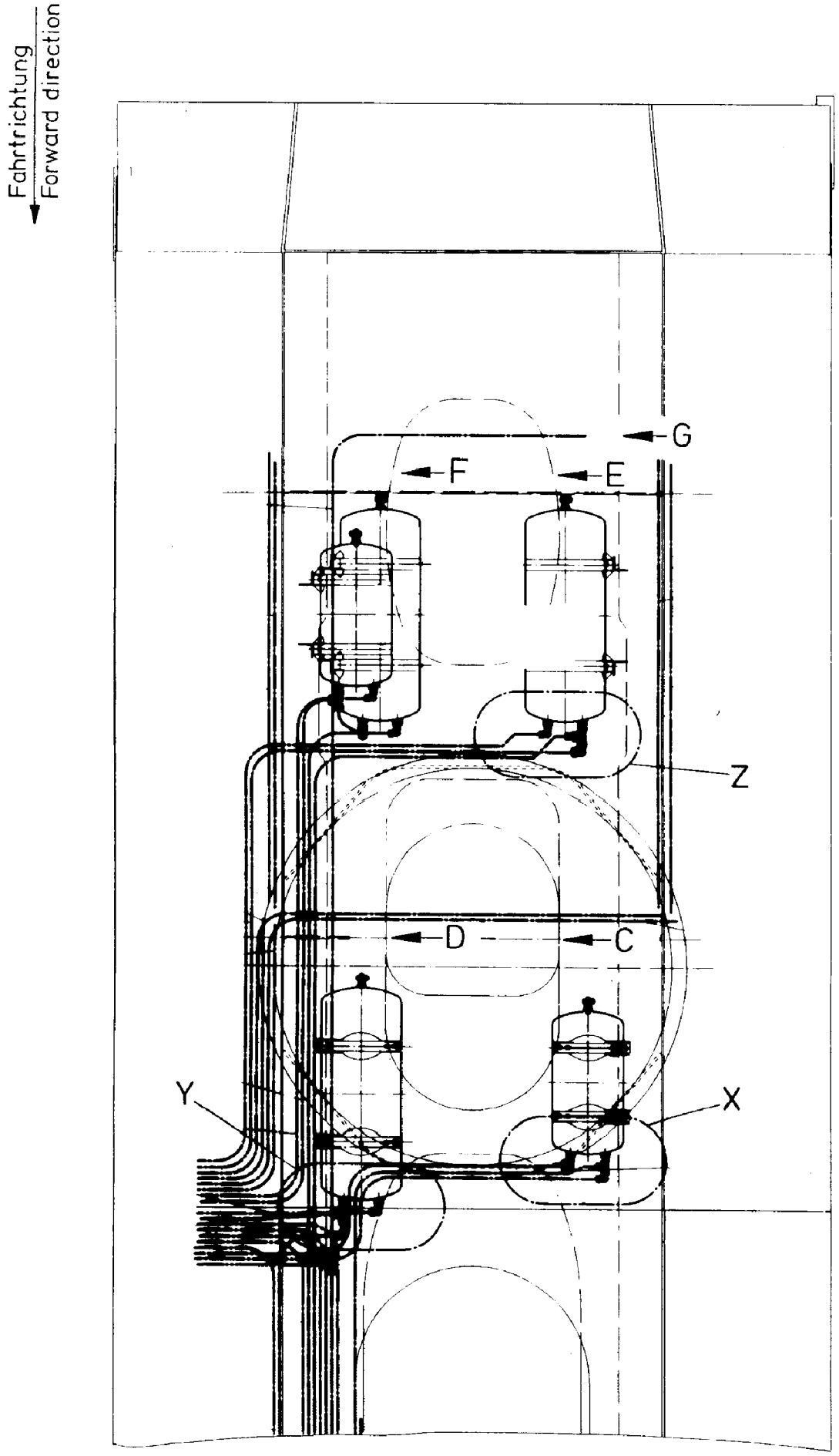

936-1705

23.04.1997

Ansicht A
View A

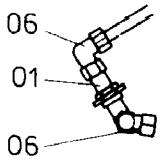

Ansicht B
View B

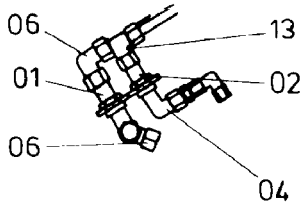

Ansicht C
View C

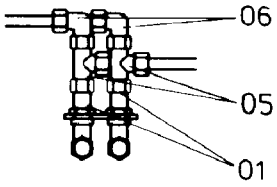

Ansicht D
View D

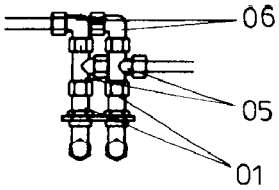

Ansicht E
View E

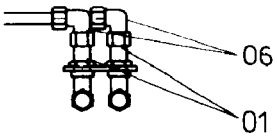

Ansicht F
View F

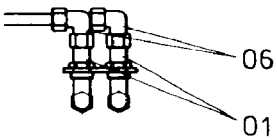

Ansicht G
View G

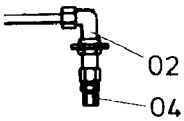

Ansicht H
View H

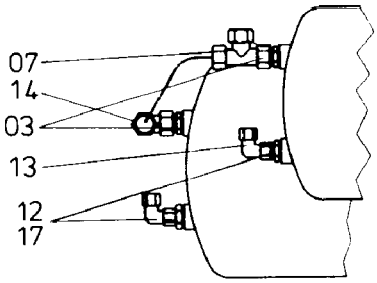

Ansicht I
View I

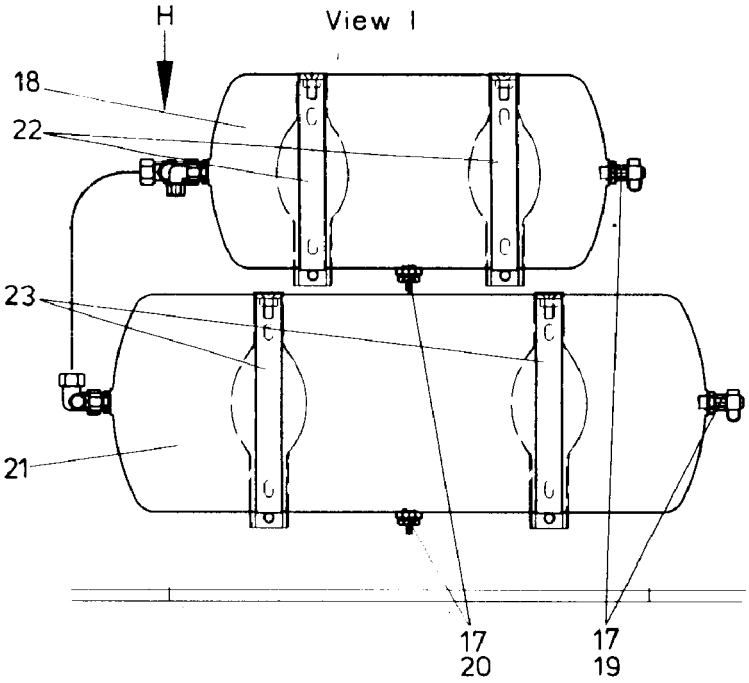

Einzelheit X
Detail X

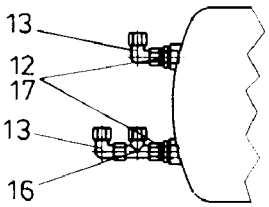

Einzeiheit Y
Detail Y

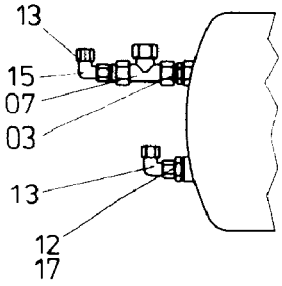

Einzeiheit Z
Detail Z

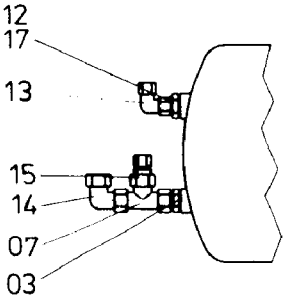

936-1705

23.04.1997

Bild-Nr Fig Fig Fig Fig Bild nr	ET-Nr Part-No No. de Piece No. de Pieza No. del Pezzo Detalj nr	Stückzahl Qty Qte Ctd Qta Antal	Gegenstand Description Designation Descripcion Designazione Benaemning	
01	510 328 98	10	Stutzen	Socket
02	509 916 98	2	Stutzen	Socket
03	551 451 40	4	Stutzen	Socket
04	551 615 40	2	Stutzen	Socket
05	551 380 40	4	Stutzen	Socket
06	551 958 40	12	Stutzen	Socket
07	551 449 40	3	Stutzen	Socket
08	007 164 98	2	Schelle	Clamp
09	504 072 98	6	Schelle	Clamp
10	509 876 98	2	Mutter	Nut
11	509 870 98	6	Mutter	Nut
12	576 057 40	6	Stutzen	Socket
13	551 444 40	7	Stutzen	Socket
14	551 301 40	2	Stutzen	Socket
15	551 456 40	2	Stutzen	Socket
16	551 447 40	1	Stutzen	Socket
17	234 352 40	15	Dichtring	Seal ring
18	192 168 40	5	Prüfanschluß	Test point
19	654 893 40	4	Spannband m. Profilgummi	Strap retainer
20	654 894 40	6	Spannband m. Profilgummi	Strap retainer
-	546 414 40	1	Schild ”Bremskreis 1”	Plate: brake circuit 1
-	546 415 40	2	Schild ”Bremskreis 2”	Plate: brake circuit 2
-	546 416 40	1	Schild ”Bremskreis 3”	Plate: brake circuit 3
-	546 417 40	1	Schild ”Nebenverbraucher”	Plate: secondary consumers
21	551 635 40	1	Stutzen	Socket
22	*	nB	Kantenschutzprofil	Cleat
23	614 706 40	1	Rohrleitungsbaum, kpl.	Pipes, assy.
31	543 482 40	1	Rohrleitung	Pipe assy.
32	672 060 40	4	Rohrleitung	Pipe assy.
			* Meterware, bei Bestellung Länge angeben	* Bulk ware, state length required
*	655 122 40	-	Kantenschutzprofil	Cleat

Verrohrung
Pipes

936-1705

23.04.1997