

| | | | |
|----------|------------------|---------------|----------------------|
| GD | Besitzer / Owner | Typ / Model | Bau Nr. / Serial No. |
| 48.95 Bu | | AC 205 | 75 081 |
| 34.05 AI | | | |

| | | | |
|------------------|------------------------------|-------------------------|---------------------------------------|
| NL./Hdl / Dealer | Lieferdatum / Date delivered | Auftrag Nr. / Order No. | Seite / Page |
| | 04.09.95 | 5 675 1088 | 1 / 14 |
| Sektion | Section | El-Blatt / Cat. page | Serie/Fabrik-Nr. Series/Serial No. |

**Dieser Katalog ist eine Kpl.-
Ausgabe, die auch Ausführ-
ungsvarianten enthält, mit
denen Ihr Gerät nicht ausge-
stattet sein muß.**

**This parts catalogue is a
complete edition which also
contains variations that your
machine must not be equipped
with.**

OBERWAGEN

SUPERSTRUCTURE

ÜBERSICHTEN UND LISTEN

GENERAL VIEW AND LISTINGS 00

Gruppenübersicht General view 175-0001

Lackierung u. Beschilderung Painting/decals/stop pads 175-0070

ANBAUTEILE

MOUNTING PARTS 10

Anbauteile Mounting parts 175-1010

Einbau Wippzylinder Mounting luffing cylinder 175-1015

Gegengewicht 11 t Counterweight 11 metric tons 175-1020

Gegengewicht 12 t Counterweight 12 metric tons 175-1021

Zusatz-Gegengewicht Aux. counterweight 175-1022


Gegengewichtsverbolzung Counterweight locking 175-1023


Verkleidung Covering 175-1040


ROLLENDREHVERBINDUNG


SLEW RING 11

Rollendrehverbindung Slew ring 175-1100

| MANNESMANN DEMAG BAUMASCHINEN | | Baukarte Machine record | |  DEMAG PARTS & SERVICE WORLDWIDE | |
|-------------------------------------|--|----------------------------------|--|---|--|
| Besitzer / Owner | | Typ / Model | | Bau Nr. / Serial No. | |
| | | AC 205 | | 75 081 | |
| NL./Hdl / Dealer | | Lieferdatum / Date delivered | | Auftrag Nr. / Order No. | |
| | | | | Seite / Page 2 / 14 | |
| Sektion | | Section | | El-Blatt / Cat. page | |
| | | | | Serie/Fabrik-Nr. Series/Serial No. | |
| HUBWERK I | | HOIST GEAR I | | 13 | |
| Hubwerk 1 | | Hoist gear 1 | | 175-1300 | |
| Hubwerksmotor | | Hoist gear motor | | 90-3061 | |
| Hubwerksgetriebe | | Hoist gear | | 90-3069 | |
| Spiegelanbau | | Mirror arr. | | 175- | |
| HUBWERK II | | HOIST GEAR II | | 14 | |
| Hubwerk 2 | | Hoist gear 2 | | Variante | |
| Hubwerksmotor | | Hoist gear motor | | | |
| Hubwerksgetriebe | | Hoist gear | | | |
| DREHWERK | | SLEW GEAR | | 15 | |
| Drehwerk | | Slew gear | | 175-1500 | |
| Drehwerksmotor | | Slew gear motor | | 90-3062 | |
| Drehwerksgetriebe | | Slew gear | | 90-3068 | |
| HYDRAULIK | | HYDRAULIC | | 18 | |
| Einbau Ölkühler | | Installation oil cooler | | 175-1800 | |
| Ölkühler | | Oil cooler | | 90-2983 | |
| Hydr. in der Kabine | | Hydraulic/cabin | | 175-1805a | |
| Hydr. Oberwagen | | Hydraulic superstructure | | 175-1810a | |
| Steuerblock (Drehwerk) | | Control block (slew gear) | | 90-2918 | |
| Hydr. Steuerblock Hubwerk 1 | | Hydr. control block hoist gear 1 | | 175-1815 | |
| Steuerblock Hubwerk 1 | | Control block hoist gear 1 | | 90-3080 | |
| Hydr. Hubwerk 2 | | Hydr. hoist gear 2 | | Variante | |
| Hydr. Steuerblock Hubwerk 2 | | Hydr. control block hoist gear 2 | | Variante | |
| Steuerblock Hubwerk 2 | | Control block hoist gear 2 | | Variante | |

| MANNESMANN DEMAG BAUMASCHINEN | | Baukarte Machine record | |  DEMAG PARTS & SERVICE WORLDWIDE | |
|--------------------------------------|--|------------------------------------|--|---|--|
| Besitzer / Owner | | Typ / Model | | Bau Nr. / Serial No. | |
| | | AC 205 | | 75 081 | |
| NL./Hdl / Dealer | | Lieferdatum / Date delivered | | Auftrag Nr. / Order No. | |
| | | | | Seite / Page 3 / 14 | |
| Sektion | | Section | | El-Blatt / Cat. page | |
| | | | | Serie/Fabrik-Nr. Series/Serial No. | |
| KABINE | | CABIN | | 19 | |
| Kabine-Grundausrüstung | | Cabin-basic equipment | | 173-1900 | |
| Kabine Oberwagen | | Cab. superstructure | | 90-1040 | |
| Heizung | | Heater | | 90-1088 | |
| Sitz | | Operator's seat | | 90-1767 | |
| Fußpedale | | Pedals | | 175-1902 | |
| Klimaanlage Einbau | | Air conditioning arr. | | | |
| Klimaanlage | | Air conditioning equipment | | Variante | |
| ELEKTRIK | | ELECTRIC | | 21 | |
| Elektrik Oberwagen | | Electric superstructure | | 175-2100 | |
| Elektrik Kabine | | Electric cabin | | 175-2105 | |
| Armaturenbrett | | Instrument board | | 175-2110 | |
| Schaltkasten | | Switch box | | 175-2115 | |
| Schaltkasten | | Switch box | | 175-2115a | |
| Elektrik Hauptausleger | | Electric main boom | | 175-2118 | |
| Verteilerkasten am Hauptauslegerkopf | | Distribution box on main boom head | | bis/up 75069 to | |
| Verteilerkasten 1. Innenkasten | | Distribution box 1st. inner case | | 175-2121 | |
| ZYLINDER | | CYLINDER | | 53 | |
| Wippzylinder | | Luffing cylinder | | 175-5300a | |
| Teleskopierzylinder 1 + 2 | | Telescopic cylinder 1 + 2 | | 175-5312 | |
| Teleskopierzylinder 3 | | Telescopic cylinder 3 | | 175-5315 | |


| MANNESMANN DEMAG BAUMASCHINEN | | Baukarte Machine record | |  DEMAG PARTS & SERVICE WORLDWIDE | |
|---------------------------------------|--|---------------------------------|--|---|--|
| Besitzer / Owner | | Typ / Model | | Bau Nr. / Serial No. | |
| | | AC 205 | | 75 081 | |
| NL./Hdl / Dealer | | Lieferdatum / Date delivered | | Auftrag Nr. / Order No. | |
| | | | | Seite / Page 4 / 14 | |
| Sektion | | Section | | El-Blatt / Cat. page | |
| | | | | Serie/Fabrik-Nr. Series/Serial No. | |
| EINRICHTUNG | | ATTACHMENT | | 60 | |
| <u>Hauptausleger:</u> | | <u>Main boom:</u> | | | |
| Seile | | Ropes | | 175-6000 | |
| Drallfänger | | Spin stabilizer | | 175-6005 | |
| Grundkasten | | Basic case | | 175-6020 | |
| 1. Innenkasten | | 1st inner case | | 175-6025 | |
| 2. Innenkasten | | 2nd inner case | | 175-6030 | |
| 3. Innenkasten | | 3rd inner case | | 175-6032 | |
| 4. Innenkasten | | 4th inner case | | 175-6035 | |
| 5. Innenkasten mit Rollenkopf | | 5th inner case with sheave head | | 175-6037 | |
| Kopffrolle, seitlich klappbar | | Head roller hinged | | | |
| Teleskopierzylindereinbau | | Telescopic arrangement | | 175-6040 | |
| Zylinderführung | | Cylinder guide | | 175-6044 | |
| Schlauchleitungen im Teleskopausleger | | Hose assy. in telescopic boom | | 175-6045 | |
| Schlauchflasche | | Hose reel | | 173-6050 | |
| Doppelschlauchflasche | | Double hose reel | | 175-6051 | |
| Schwerlasteinrichtung | | Heavy duty attachment | | Variante | |
| Winkelanzeige, mech. | | Angle indicator, mechanical | | Variante | |


| MANNESMANN DEMAG BAUMASCHINEN | | Baukarte Machine record | |  DEMAG PARTS & SERVICE WORLDWIDE | |
|--------------------------------------|----------------------------------|------------------------------|---------------|---|--|
| Besitzer / Owner | | Typ / Model AC 205 | | Bau Nr. / Serial No. 75 081 | |
| NL./Hdl / Dealer | Lieferdatum / Date delivered | Auftrag Nr. / Order No. | | Seite / Page 5 / 14 | |
| Sektion | Section | El-Blatt / Cat. page | | Serie/Fabrik-Nr. Series/Serial No. | |
| ZUSATZEINRICHTUNG | AUXILIARY ATTACHMENT | 61 | | | |
| <u>Hauptauslegerverlängerung:</u> | <u>Main boom extension:</u> | | | | |
| Hauptauslegerverlängerung 9 m | Main boom extension 9 m | | | | |
| Hauptauslegerverlängerung 9 m | Main boom extension 9 m | 175-6100a | ab/from 75045 | | |
| Hauptauslegerverlängerung 17 m | Main boom extension 17 m | 173-6105 | | | |
| Transportstellung 9 m | Travel lock 9 m | 173-6150 | | | |
| Transportstellung 17 m | Travel lock 17 m | 173-6155 | | | |
| Spindelverbolzung | Spindle locking | 173-6160 | | | |
| Hydr. Verbolzung | Hydr. pin locking | | | | |
| SICHERHEITSEINRICHTUNG | SAFETY ATTACHMENT | 62 | | | |
| Elektrik Hauptausleger | Electric main boom | 175-6200 | | | |
| Kabeltrommelanbau | Cable drum mounting | 175-6210 | | | |
| Arbeitsscheinwerfer | Spotlight | | | | |
| Verteilerkasten am Hauptauslegerkopf | Distribution box, main boom head | 176-6215b | ab/from 75070 | | |
| Hubendschalter | Hoist limit switch | 171-6225 | | | |
| Hubendschalter | Hoist limit switch | | | ab/from 75083 | |
| Nachtausführung | Night operation lights | | | | |
| Flugsicherungsbeleuchtung | Aerodynamical safety light | | | | |
| Windmeßanlage | Air speed indication arr. | 171-6242 | | | |
| Hochspannungswarnanlage | High voltage warning device | | | | |


| | | |
|------------------|------------------------------|---------------------------------------|
| Besitzer / Owner | Typ / Model AC 205 | Bau Nr. / Serial No. 75 081 |
|------------------|------------------------------|---------------------------------------|


| | | | |
|------------------|------------------------------|-------------------------|-------------------------------|
| NL./Hdl / Dealer | Lieferdatum / Date delivered | Auftrag Nr. / Order No. | Seite / Page 6 / 14 |
|------------------|------------------------------|-------------------------|-------------------------------|


| Sektion | Section | El-Blatt / Cat. page | Serie/Fabrik-Nr. Series/Serial No. |
|-----------------------------|---|----------------------|---------------------------------------|
| UNTERFLASCHEN | HOOK BLOCKS | 960 | |
| Hakengeschirr | Hook suspension | 90-3296 | |
| Unterflasche 20 t, 1-rollig | Hook block 20 metric tons, 1-sheaves | 90-3235 | |
| Unterflasche 50 t, 3-rollig | Hook block 50 metric tons, 3-sheaves | 90-3297 | |
| Unterflasche 80 t, 5-rollig | Hook block 80 metric tons, 5-sheaves | | |


| | | | | | |
|--|--|--------------------------------------|---------------|---|---------------------------------------|
| MANNESMANN DEMAG BAUMASCHINEN | | Baukarte Machine record | |  DEMAG PARTS & SERVICE WORLDWIDE | |
| Besitzer / Owner | | | Typ / Model | | Bau Nr. / Serial No. |
| | | | AC 205 | | 75 081 |
| NL./Hdl / Dealer | | Lieferdatum / Date delivered | | Auftrag Nr. / Order No. | Seite / Page |
| | | | | | 7 / 14 |
| Sektion | | Section | | El-Blatt / Cat. page | Serie/Fabrik-Nr. Series/Serial No. |
| Lackierung: Lafont-gelb | | Colour: Lafont-yellow | | | |
| <u>Schaltpläne Oberwagen:</u> | | <u>Schematics Superstructure:</u> | | | |
| Hydraulik | | Hydraulic | | | 543 514 40c |
| Elektrik | | Electric | | | 586 728 40 |
| * = Abweichungen: | | * = Variations from page: | | | ET-/Part-No.: |


| MANNESMANN DEMAG BAUMASCHINEN | | Baukarte Machine record | |  DEMAG PARTS & SERVICE WORLDWIDE | |
|---|--|--------------------------------------|--|---|--|
| Besitzer / Owner | | Typ / Model | | Bau Nr. / Serial No. | |
| | | AC 205 | | 75 081 | |
| NL./Hdl / Dealer | | Lieferdatum / Date delivered | | Auftrag Nr. / Order No. | |
| | | | | Seite / Page 8 / 14 | |
| Sektion | | Section | | El-Blatt / Cat. page | |
| | | | | Serie/Fabrik-Nr. Series/Serial No. | |
| UNTERWAGEN DEMAG - K - 8x8x8 | | CHASSIS DEMAG - K - 8x8x8 | | W09309448 SZM10081 | |
| ÜBERSICHTEN UND LISTEN | | GENERAL VIEW AND LISTINGS | | 00 | |
| Gruppenübersicht | | General view | | 909-0001 | |
| Wartungsteile | | Machine-maintenance parts | | 909-0005 | |
| Werkzeug und Zubehör | | Tool and accessories | | 909-0080 | |
| ANBAUTEILE | | MOUNTING PARTS | | 10 | |
| Verkleidungsteile links | | Covering l.h. | | 909-1000 | |
| Verkleidungsteile rechts | | Covering r.h. | | 909-1001 | |
| Stoßquerträger | | Bumper brace | | | |
| Stoßquerträger | | Bumper brace | | 909-1005a ab/from 75033 | |
| Unterfahrschutz | | Underride guard | | 909-1006 | |
| Reserveradhalterung | | Spare wheel suspension | | 909-1012 Variante | |
| Gegengewichtsablage | | Counterweight support | | 909-1014 | |
| Hubzylinder | | Lift cylinder | | 90-3060 | |
| Abstützung | | Support | | 909-1035 | |
| Stützträger, vorne | | Support, front | | 909-1040 | |
| Stützzyylinder | | Support cylinder | | 90-3057 | |
| Horizontalzylinder | | Horizontal cylinder | | 90-3059 | |
| Stützträger, hinten | | Support, rear | | 909-1041 | |
| Stützzyylinder | | Support cylinder | | 90-3058 | |
| Horizontalzylinder | | Horizontal cylinder | | 90-3059 | |
| Anhänger-Einrichtung | | Tag attachment | | Variante | |
| Drehdurchführung | | Rotary joint | | 909-1090 | |
| Schleifringkörper | | Slip ring | | 90-2085 | |


| MANNESMANN DEMAG BAUMASCHINEN | | Baukarte Machine record | |  DEMAG PARTS & SERVICE WORLDWIDE | |
|---|--|---|--|---|--|
| Besitzer / Owner | | Typ / Model | | Bau Nr. / Serial No. | |
| | | AC 205 | | 75 081 | |
| NL./Hdl / Dealer | | Lieferdatum / Date delivered | | Auftrag Nr. / Order No. | |
| | | | | Seite / Page 9 / 14 | |
| Sektion | | Section | | El-Blatt / Cat. page | |
| | | | | Serie/Fabrik-Nr. Series/Serial No. | |
| ANTRIEB | | DRIVE | | 12 | |
| Motor: DAIMLER-BENZ | | Engine: DAIMLER-BENZ | | | |
| Typ: | | Type: | | OM 402 LA | |
| Serie: | | Series: | | 402.901-504- | |
| Fabrik-Nr.: | | Serial-No.: | | 830 769 | |
| Leistung: | | Output: | | 280kW/ 2100RPM | |
| Einbau-Motor, Pumpe und Antriebswellen | | Mounting-engine, pump and drive shafts | | 909-1205a | |
| Hydr.-Pumpe | | Hydr. pump | | 993-0549 | |
| Motor, Getriebe und Kühlerleitungen | | Engine, gearbox and cooler lines | | 909-1210 | |
| Getriebe | | Gearbox | | 90-3055 | |
| | | | | Allison HD4060P 6610005203 | |
| Motorsteuerung | | Engine control | | 909-1215 | |
| Kühlanlage | | Radiator system | | 909-1220 | |
| Zusatzkühlanlage | | Add. cooling system | | 909-1225 | |
| Zusatzkühler | | Aux. radiator | | 909-1227 | |
| Anbauteile Motor | | Mounting parts engine | | 909-1230 | |
| Drehzahlverstellung | | Speed control cable | | 909-1235 | |
| Nehmerzylinder | | Slave cylinder | | 90-1697 | |
| Kraftstoffanlage | | Fuel system | | | |
| Kraftstoffanlage | | Fuel system | | 909-1245a | |
| | | | | ab/from 75036 | |
| Luftfilter | | Air filter | | 909-1250 | |
| Abgasanlage | | Exhaust system | | 909-1260 | |
| Verkleidung Motor | | Engine sheating | | 909-1280 | |

| MANNESMANN DEMAG BAUMASCHINEN | | Baukarte Machine record | |  DEMAG PARTS & SERVICE WORLDWIDE | |
|--|-----------------------------------|----------------------------|--|---|--|
| Besitzer / Owner | | Typ / Model | | Bau Nr. / Serial No. | |
| | | AC 205 | | 75 081 | |
| NL./Hdl / Dealer | Lieferdatum / Date delivered | Auftrag Nr. / Order No. | | Seite / Page | |
| | | | | 10 / 14 | |
| Sektion | Section | El-Blatt / Cat. page | | Serie/Fabrik-Nr. Series/Serial No. | |
| BREMS- UND DRUCKLUFT-ANLAGE | BRAKE AND AIR SYSTEM | 17 | | | |
| Bremsanlage | Brake system | 909-1700 | | | |
| Verrohrung | Pipes | 909-1705 | | | |
| Bremsanlage - ABS | Brake system - ABS | | | | |
| Verrohrung - ABS | Pipes - ABS | | | | |
| Pneumatische Steuerung | Pneumatic control | 909-1720 | | | |
| HYDRAULIK | HYDRAULIC | 18 | | | |
| Hydrauliktank | Hydr. oil tank | 909-1800 | | | |
| Rücklauffilter | Return oil filter | 90-3056 | | | |
| Rücklauffilter | Return oil filter | 90-1084 | | | |
| Hydraulik linke Seite, 8x8 | Hydraulic left side, 8x8 | 909-1806 | | | |
| Steuerblock (Lenkungsblock I) | Control block (steering block I) | 90-2903 | | | |
| Steuerblock (Lenkungsblock II) | Control block (steering block II) | 90-3520 | | | |
| Steuerblock (Hinterachslenkung) | Control block (rear-axle steer.) | 90-3521 | | | |
| Ventilblock | Valve block | 90-1037 | | | |
| Durchflußanzeige | Flow indicator | 90-0338a | | | |
| Hydraulik rechte Seite | Hydraulic right side | 909-1810 | | | |
| Steuerblock (Federung) | Control block (suspension) | 90-2866 | | | |
| Steuerblock (Abstützung) | Control block (outriggers) | 90-2996 | | | |
| Steuerblock (Hinterachslenkung) | Control block (rear-axle steer.) | 90-2997 | | | |
| Leitungen Drehdurchführung- HD-Filter | Lines rotary joint - H.P. filter | 909-1812 | | | |
| Druckfilter | Pressure filter | 90-2995 | | | |
| Rohre, links 8x8 | Pipes, l.h. 8x8 | 909-1826 | | | |

| MANNESMANN DEMAG BAUMASCHINEN | | Baukarte Machine record | |  | |
|-------------------------------------|--|---|--|--|--|
| Besitzer / Owner | | Typ / Model | | Bau Nr. / Serial No. | |
| | | AC 205 | | 75 081 | |
| NL./Hdl / Dealer | | Lieferdatum / Date delivered | | Auftrag Nr. / Order No. | |
| | | | | Seite / Page 11 / 14 | |
| Sektion | | Section | | El-Blatt / Cat. page | |
| | | | | Serie/Fabrik-Nr. Series/Serial No. | |
| KABINE | | CABIN | | 19 | |
| Kabine - Grundausrüstung | | Cab - basic equipment | | 909-1900 | |
| Kabine | | Cabin | | 90-1297 | |
| Fahrersitz | | Operator's seat | | 90-1298 | |
| Beifahrersitz | | Co-driver's seat | | 90-1299 | |
| Heizgerät | | Heater | | 90-6238 | |
| Bedienelemente | | Control units | | 909-1910 | |
| Lenkungseinbau | | Mounting of steering assy. | | 909-1915a | |
| Halbblock | | Semi-integral power steering | | 90-3071 | |
| Einbau-Motorunabh. Heizung | | Engine independant heater - installation | | Variante | |
| Heizgerät | | Heater | | | |
| Einbausatz | | Mounting kit | | | |
| ELEKTRIK | | ELECTRIC | | 21 | |
| Unterwagen | | Chassis | | 909-2100 | |
| Beleuchtung | | Lighting equipment | | | |
| Beleuchtung | | Lighting equipment | | 909-2103a ab/from 75033 | |
| Elektr. Kabine | | Electr. cabin | | 909-2105 | |
| Armaturenbrett | | Dash board | | 909-2110 | |
| Schaltkasten | | Switch box | | 909-2115 | |
| Bedienkonsole - Abstützung | | Remote outriggers | | 908-2115 | |
| Einbau Batterieladegerät | | Battery charger arr. | | Variante | |
| Autotelefon | | Car phone | | Variante | |

| MANNESMANN DEMAG BAUMASCHINEN | | Baukarte Machine record | |  | |
|-------------------------------------|--|--------------------------------------|--|--|--|
| Besitzer / Owner | | Typ / Model | | Bau Nr. / Serial No. | |
| | | AC 205 | | 75 081 | |
| NL./Hdl / Dealer | | Lieferdatum / Date delivered | | Auftrag Nr. / Order No. | |
| | | | | Seite / Page 12 / 14 | |
| Sektion | | Section | | El-Blatt / Cat. page | |
| | | | | Serie/Fabrik-Nr. Series/Serial No. | |
| ZENTRALSCHMIERANLAGE | | CENTRAL LUBRICATION ASSY. | | 23 | |
| Schmieranlage Schmierpumpe | | Lube arr. Lube pump | | Variante | |
| ACHSEINBAU | | AXLE INSTALLATION | | 36 | |
| Antrieb 8x8x8 | | Drive 8x8x8 | | | |
| Achseinbau Achse 1 | | Axle inst. axle 1 | | 909-3600 | |
| 1. Achse | | 1st axle | | 90-3074 | |
| Achsantrieb | | Axle drive | | 90-3143 | |
| Planetengetriebe | | Planetary gear | | 90-4856 | |
| Bremse | | Brake | | 90-1994 | |
| Spreizvorrichtung | | Expander unit | | 90-0939 | |
| Federungszyylinder, links | | Resilient cylinder, l.h. | | 90-1729 | |
| Federungszyylinder, rechts | | Resilient cylinder, r.h. | | 90-0635 | |
| Achseinbau Achse 2 | | Axle inst. axle 2 | | 909-3605 | |
| 2. Achse | | 2nd axle | | 90-3075 | |
| Achsantrieb | | Axle drive | | 90-3144 | |
| Planetengetriebe | | Planetary gear | | 90-3145 | |
| Vorgelege | | Idler shaft | | 90-2869 | |
| Bremse | | Brake | | 90-1994 | |
| Spreizvorrichtung | | Expander unit | | 90-0939 | |
| Federungszyylinder | | Resilient cylinder | | 90-1716 | |
| Achseinbau Achse 3, 8x6x6 | | Axle inst. axle 3, 8x6x6 | | | |
| 3. Achse | | 3rd axle | | | |
| Bremse | | Brake | | | |
| Spreizvorrichtung | | Expander unit | | | |
| Federungszyylinder | | Resilient cylinder | | | |
| Achseinbau Achse 3, 8x8x6 | | Axle inst. axle 3, 8x8x6 | | | |
| 3. Achse | | 3rd axle | | | |
| Bremse | | Brake | | | |
| Spreizvorrichtung | | Expander unit | | | |
| Federungszyylinder | | Resilient cylinder | | | |

| MANNESMANN DEMAG BAUMASCHINEN | | Baukarte Machine record | |  DEMAG PARTS & SERVICE WORLDWIDE | |
|-------------------------------------|---------------------------|------------------------------|---------------|---|----------------------|
| Besitzer / Owner | | | Typ / Model | | Bau Nr. / Serial No. |
| | | | AC 205 | | 75 081 |
| NL./Hdl / Dealer | | Lieferdatum / Date delivered | | Auftrag Nr. / Order No. | |
| | | | | | |
| | | | | Seite / Page 13 / 14 | |
| Sektion | Section | El-Blatt / Cat. page | | Serie/Fabrik-Nr. Series/Serial No. | |
| Achseinbau Achse 3, 8x8x8 | Axle inst. axle 3, 8x8x8 | 909-3612 | | | |
| 3. Achse | 3rd axle | 90-3079 | | 98122 | |
| Federspeicher | Spring loaded accumulator | 90- | | | |
| Achsantrieb | Axle drive | 90- | | | |
| Planetengetriebe | Planetary gear | 90- | | | |
| Bremse | Brake | 90- | | | |
| Spreizvorrichtung | Expander unit | 90- | | | |
| Federungszyylinder | Resilient cylinder | 90-1729 | | | |
| Achseinbau Achse 4 | Axle inst. axle 4 | 909-3615 | | | |
| 4. Achse | 4th axle | 90-3077 | | 99497 | |
| Achsantrieb | Axle drive | 90-3143 | | | |
| Planetengetriebe | Planetary gear | 90-4856 | | | |
| Bremse | Brake | 90-3072 | | | |
| Spreizvorrichtung | Expander unit | 90-0573 | | | |
| Federungszyylinder, links | Resilient cylinder, l.h. | 90-1721 | | | |
| Gelenkwelleneinbau | Joint shaft mounting | 909-3650 | | | |
| Einbau Wirbelstrombremse | Vortex brake arr. | | | Variante | |
| Handschalter | Hand switch | | | | |
| Relaiskasten | Relay box | | | | |
| Retarder | Retarder | | | | |
| Räder und Reifen | Wheels and tires | 909-3680 | | | |

| MANNESMANN DEMAG BAUMASCHINEN | | Baukarte Machine record | |  DEMAG PARTS & SERVICE WORLDWIDE | |
|--|--|--|--|---|--|
| Besitzer / Owner | | Typ / Model | | Bau Nr. / Serial No. | |
| | | AC 205 | | 75 081 | |
| NL./Hdl / Dealer | | Lieferdatum / Date delivered | | Auftrag Nr. / Order No. | |
| | | | | Seite / Page 14 / 14 | |
| Sektion | | Section | | El-Blatt / Cat. page | |
| | | | | Serie/Fabrik-Nr. Series/Serial No. | |
| Rohre | | Pipes | | 90-9959 | |
| ANHANG | | ANNEX | | | |
| Werkzeuge und Zubehör | | Tools and accessories | | 90-9960 bis/up to 90-9998 | |
| Lackierung: Lafont-gelb/ tiefschwarz | | Colour: Lafont-yellow/ jet black | | | |
| <u>Schaltpläne Unterwagen:</u> | | <u>Schematics Chassis:</u> | | | |
| Bremsanlage | | Brake system | | 546 161 40 | |
| Bremsanlage-ABS | | Brake system-ABS | | | |
| Pneum. Steuerung | | Pneumatic control | | 546 434 40 | |
| Federungs- und Abstützhydraulik | | Resilient-and outrigger hydraulic | | | |
| Federungs- und Abstützhydraulik 8x8x8 | | Resilient-and outrigger hydraulic 8x8x8 | | 547 595 40 | |
| Lenkungshydraulik | | Steering hydraulic | | | |
| Lenkungshydraulik 8x8x8 | | Steering hydraulic 8x8x8 | | 547 594 40 | |
| Elektroschaltplan | | Electric schematic | | 586 727 40 | |
| * = Abweichungen: | | * = Variations from page: | | ET-/Part-No.: | |